


To order your Chart Bundle, [click here](#).

© 2017-2025 Keebler Tax & Wealth Education, Inc. All rights Reserved.
Please feel free to show this chart to clients and colleagues, however do not sell it or represent yourself as the author

© 2012-2025 Prepared by Kiplinger Tax & Wealth Education, Inc. All Rights Reserved.

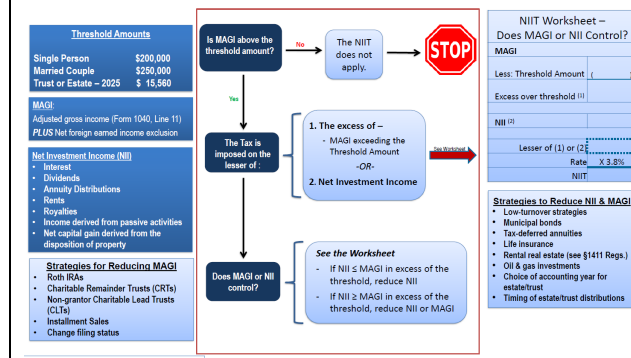
Tax Asset Classes Chart 2025 (one-sided)



Applying the 3.8% Net Investment Income Tax Chart


FRONT

Robert S. Keebler, CPA/PFS, MST, AEP: The 3.8% NIIT



[BACK](#)

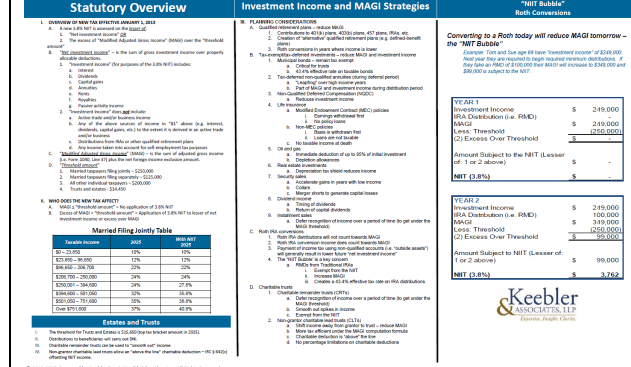
Robert S. Keebler, CPA/PFS, MST, AEP: The 3.8% NIIT	
Roth IRA Conversions	Charitable Remainder Trusts



Understanding the Net Investment Income Tax 2025 Chart

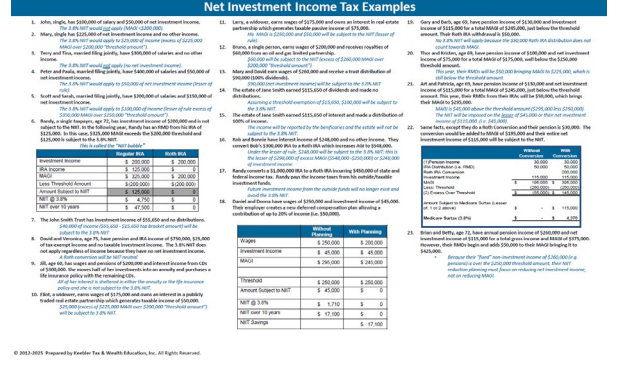
FRONT

Robert S. Keebler, CPA/PFS, MST: Understanding the Net Investment Income Tax



BACK

Robert S. Keebler, CPA/PFS, MST: Understanding the Net Investment Income Tax

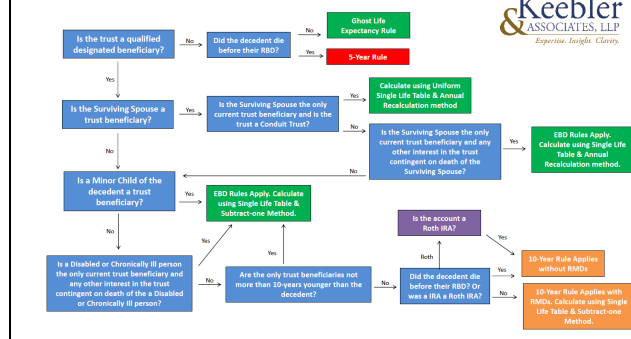


IRA Payable to Trusts After the Secure Act 2025 (one-sided)

FRONT

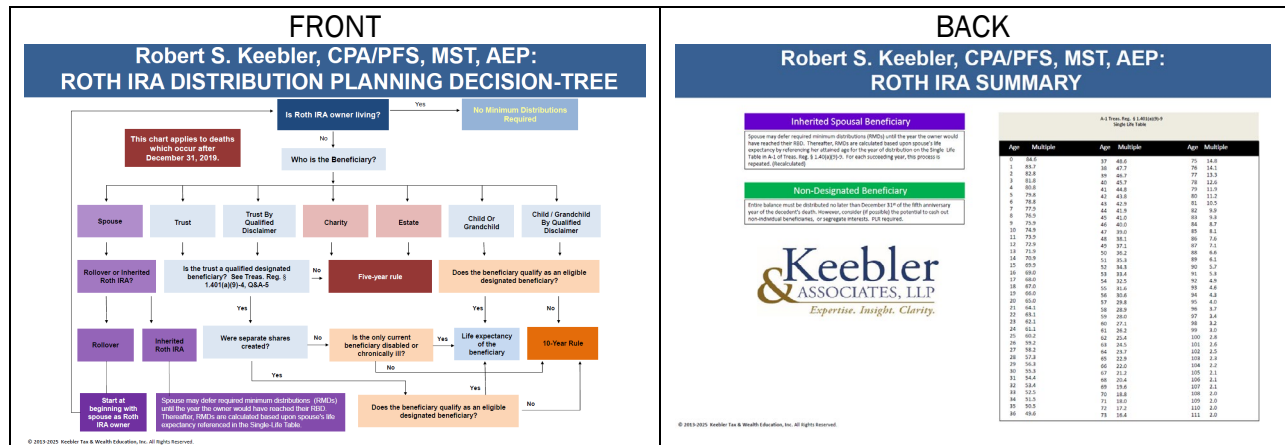
IRA Payable to Trusts

After the Secure Act




NO BACK


Roth IRA Distribution Flowchart 2025



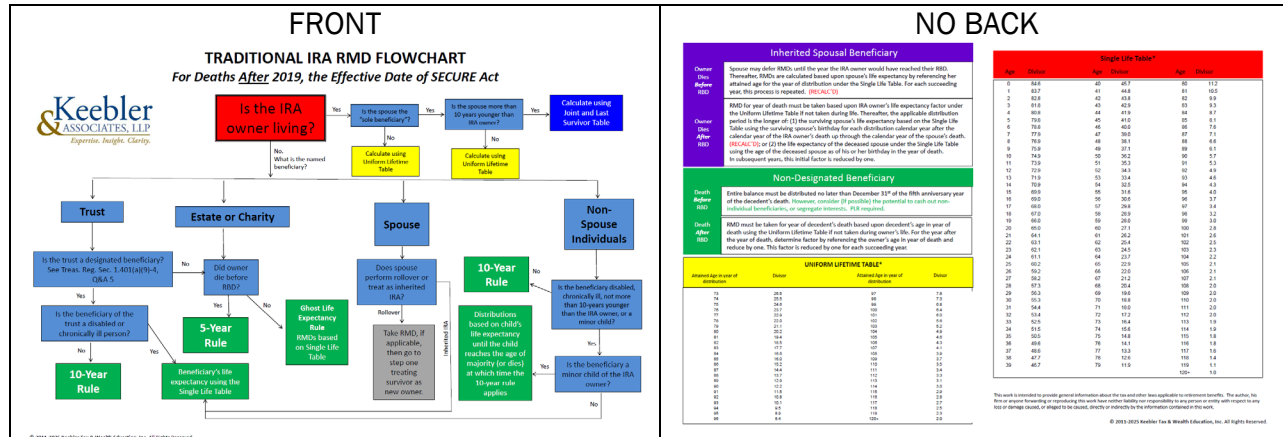
The Roth IRA Quadrants Chart 2025



Roth IRA Conversion Decision Chart 2025



Traditional IRA RMD Flowchart Chart 2025



PLACE YOUR [ORDER NOW](#)